

# Parking Garage Survey

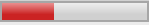




## Description:

Date Created: 3/14/2008 2:43:18 PM

Date Range: 4/14/2008 12:00:00 AM - 4/30/2008 11:59:00 PM

Total Respondents: 2292

### Q1. Where do you currently live?

Count	Percent		
818	35.69%		On-campus university-owned residence hall
81	3.53%		On-campus university-owned apartment complex
98	4.28%		Off-campus privately-owned residence hall in Slippery Rock borough
594	25.92%		Off-campus residence within a mile or two of campus
701	30.58%		Off-campus residence more than two miles from campus
2292	Respondents		

### Q2. What is your classification?

Count	Percent		
490	21.38%		Freshman
427	18.63%		Sophomore
441	19.24%		Junior
437	19.07%		Senior
30	1.31%		Post-Baccalaureate
109	4.76%		Graduate
201	8.77%		Staff
149	6.50%		Faculty
8	0.35%		Other (please specify)
2292	Respondents		

### Q3. Do you have a car on campus?

Count	Percent		
1766	77.05%		Yes
526	22.95%		No
2292	Respondents		

Q4. Why do you choose to have a car on campus? (Check all that apply)

Count	Respondent %	Response %		
779	44.85%	26.71%		To drive back and forth to home on weekends
451	25.96%	15.46%		To drive during the week to an off-campus job
463	26.66%	15.87%		I work on campus
844	48.59%	28.93%		Convenience
380	21.88%	13.03%		Other (please specify)
1737	Respondents			
2917	Responses			

Q5. What would be the maximum price you would be willing to pay per month for a daily parking spot, if a private parking garage were built at one end of Old Thompson Field?

Count	Percent		
724	32.02%		\$35 per month
127	5.62%		\$40 per month
29	1.28%		\$45 per month
79	3.49%		\$50 per month
9	0.40%		\$55 per month
5	0.22%		\$60 per month
29	1.28%		\$65 per month
1259	55.68%		Not interested/Not willing to pay
2261	Respondents		